



# Rapid 6 Foam & Wipe System

All-in-one High-grade cleaning & disinfection solution



The Rapid 6 System is a water-based, High-Level sporicidal system designed for the rapid cleaning and disinfection of hard surfaces.

Effective against the five major pathogen groups found in hospitals worldwide, Rapid 6 is easy for all members of staff to use throughout the hospital.

### An overview

Using a unique patent-pending blend of surfactants, biocides, quarternary ammonium compounds and PHMB, Rapid 6 Surface Disinfection products provide targeted performance against:

- Gram-positive bacteria
- Gram-negative bacteria
- Fungi
- Mycobacteria
- Enveloped viruses
- Bacterial endospores

Independently tested using 'real-world' conditions and contact times, Rapid 6 provides 4-hour residual protection against bacteria & spores and offers 99.9999% kill rates against germs in 60 seconds.

### Two formats - one easy system!

Rapid 6 is available in two ready-to-use delivery methods that can be used individually, or in combination together:

- **Rapid 6 Foam**
- **Rapid 6 Universal Wipes.**

On their own, each format offers Intermediate Level cleaning. However, by using them in combination together, the user can achieve rapid High Level Disinfection.

Rapid 6 Surface Disinfection products easily work within pre-existing hospital cleaning protocols, without the need to re-train staff or change disinfection practices. Some hospitals /wards may prefer to work with cleaning liquids and micro-fibre cloths. Whereas, others prefer to use only Wipes or operate a combination of both liquids and wipes, depending upon the cleaning requirement and procedures established.

With Rapid 6, you have one system with two delivery methods that easily adapts itself to area-specific cleaning requirements. This both:

- reduces confusion for cleaning staff
- reduces the number of products hospitals have to stock.

### Where to use

Rapid 6 is designed for use on all hard surfaces (excluding medical devices) and can be used to clean & disinfect amongst others:

- Isolation rooms
- Laboratories
- Mortuaries
- Sluice rooms
- Blood spills
- Bodily fluid spills
- Macerators
- Beds & mattresses
- Dressing trolleys
- Walls & floors
- Steel gurneys
- Door handles
- Commodes
- Work stations
- Toilets, sinks & taps

### Compatibility

Rapid 6 is compatible with:

- Steel
- Cotton
- PVC
- Polyester
- Rubber
- Wood

### A comparison

	Rapid 6 System	Alcohol Wipes	Peracetic Acid	Chlorine Dioxide	Chlorine Tablets	Glutaraldehyde
Sporicidal	✓	✗	✓	✓	✓	✓
Bactericidal	✓	✓	✓	✓	✓	✓
Fungicidal	✓	✓	✓	✓	✓	✓
Tuberculocidal	✓	✓	✓	✓	✓	✓
Virucidal	✓	✓	✓	✓	✓	✓
No special PPE	✓	✓	✗	✗	✗	✗
Offer 4 hour residuality	✓	✗	✗	✗	✗	✗
No potential dilution errors	✓	✓	✗*	✗	✓	✗

\*Dependent on product



# Rapid 6 FOAM



## Overview

Rapid 6 Foam provides a focused foaming spray which helps users clearly see the surface area where the foam is being applied. This helps to ensure even and consistent surface coverage – which is important, as inadequate or uneven biocide application can lead to micro-organism cross resistance developing, as there is not enough biocide present on the surface to kill and inhibit all of the pathogens present.

Rapid 6 Foam has been tested in 'real-world' settings (i.e. dirty conditions, with quick contact times) using a range of wipe materials to demonstrate effective biocidal performance. These include:

- Rapid 6 Universal Wipes
- Microfibre cloths
- Endurocide® Detergent Wipes

## How to use

### Rapid 6 Foam



After performing a risk assessment, simply apply 2 or 3 pumps of foam and wipe.



Always wipe from clean to dirty working towards you in straight 'S' shaped lines. Take care not to clean the same area twice. Let area air dry.

+ a wipe of your choice



Use with Rapid 6 Wipes to boost performance by up to 100 times!

OR



Also proven to provide effective Intermediate Level cleaning and disinfection with microfibre cloths or Endurocide® Detergent Wipes.

# Rapid 6 UNIVERSAL WIPES

## Overview

Rapid 6 Universal Wipes have been tested and proven to kill at least 99.9999% of germs in 60 seconds and provide a quick and easy Intermediate Level cleaning & disinfection wipe for use throughout the entire hospital.

Ready to use and free from Alcohol, Peracetic Acid and Chlorine Dioxide – Rapid 6 Universal Wipes have no special PPE or storage requirements and are easy for all staff members to use.

Extra-wet, Rapid 6 Universal Wipes help the user

achieve even and consistent biocide application - essential in helping reduce the potential for micro-organism cross-resistance to develop.

Rapid 6 Universal Wipes can be used alongside Rapid 6 Foam, simply foam 2 or 3 pumps ahead of the wipes to:

- Extend the cleaning surface area of the wipe
- Increase the wetness of the surface
- Boost sporicidal performance by up to 100 times



## How to use

### Rapid 6 Universal Wipes

After performing a risk assessment, wipe from clean to dirty working towards you in straight 'S' shaped lines. Take care not to clean the same area twice. Let area air dry.

- Always use a new wipe for a new surface.
- Don't use the same wipe on multiple surfaces.
- Dispose of wipe if it becomes soiled or dry.



+ Rapid 6 Foam

Spray Rapid 6 Foam ahead of your wipe to boost cleaning area and performance.



# The limitations of traditional products

Rapid 6 Foam & Wipe System was specifically designed to overcome some of the serious limitations that exist in traditional hospital infection control products and help make cleaning and disinfecting hospital hard surfaces easy for all members of staff throughout the entire hospital.



## Sprays do not provide even coverage

Due to the type of spray action some traditional sprays use, it can be hard to see where the spray has landed on the surface, resulting in the user not being able to determine whether an area has been sprayed with sufficient biocide. This can result in uneven coverage on the surface and potentially insufficient biocide being applied.

Studies indicate that reduced concentrations of biocides may contribute to the potential for micro-organism cross-resistance to develop, as there is insufficient biocide present to penetrate the pathogen's cell wall and kill the organism completely.

## How Rapid 6 overcomes this...

Rapid 6 Foam is specifically designed to spray using a foaming action. This ensures that the spray doesn't spread out, but instead congregates together as a foam pump.

In addition, Rapid 6 Foam is white, meaning that when sprayed onto any surface, the user can clearly see where the biocide has already been applied and ensure uniform application and concentration of the biocide to the surface.


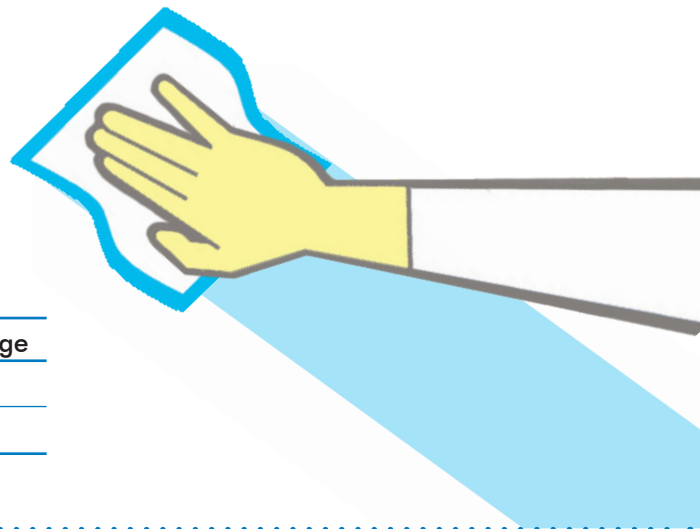
## Rapid 6 surface coverage

An assessment was conducted to indicate approximate surface coverage using:

- Rapid 6 Wipes only
- Rapid 6 Wipes used with 3 squirts of Rapid 6 Foam

Testing was conducted using a wipe from a tub of 60 Rapid 6 Wipes on a typical non-porous furniture surface.

Method used:	Estimated coverage
■ Rapid 6 Wipes only	0.7m <sup>2</sup>
■ Rapid 6 Foam + Rapid 6 Wipes	1.9m <sup>2</sup>



## Wipes aren't wet enough

Traditional disinfection wet wipes are either not sufficiently wet so that there is inadequate liquid available to be used on the surface when wiping; or the liquid on the wipe evaporates seconds after being applied. This all results in insufficient disinfectant reaching the surface and insufficient disinfectant remaining on the wipe to kill pathogens.

## How Rapid 6 overcomes this...

Rapid 6 provides sufficient disinfectant to ensure equal surface and wipe kills rates by:

- Having 'extra-wet' Rapid 6 Wipes
- Using Rapid 6 Foam ahead of the wipes to boost performance and accelerate kill rates

\*Compatibility and performance with materials other than those tested cannot be guaranteed.



## Contact times

It is commonly accepted around the world that guidelines recommend a surface must remain visibly wet for the prescribed contact time in order for the disinfectant to work effectively.

For example, if a product suggests a 99.999% kill rate in 2 minutes, then the surface must remain visibly wet for 2 minutes in order to reach the contact time required to kill the pathogen.

As the liquid left behind by some wipes may dry in a matter of seconds, the level of disinfection achieved in the 'real world' may be greatly diminished.

## How Rapid 6 overcomes this...

The parts that make up the Rapid 6 Foam & Wipe System can be used individually or in combination together.

When used individually, Rapid 6 Foam can easily be applied in sufficient quantities to ensure the surface area will remain wet for the prescribed contact time. As it is a white foam, the user can clearly see the area that has been cleaned. It is recommended to use one foam spray pump of Rapid 6 for every 0.6m<sup>2</sup> of surface area to ensure even coverage.

When Rapid 6 Universal Wipes are used individually, they have been specifically designed as 'extra-wet' wipes to allow the user to achieve the necessary wetness for the relevant contact times.

When used in combination together, the Rapid 6 Foam provides extra disinfectant ahead of the Rapid 6 Wipe to boost its performance and extend the cleaning power of the wipe and enable the surfaces to remain wetter for longer.

Additionally, Rapid 6 provides up to 4-hour residual sporicidal and antimicrobial activity after application.

## Don't work on dirty surfaces

Some traditional disinfectants do not work in the presence of organic matter or dirty surfaces, meaning that over the time of cleaning a surface the efficacy of the solution can be diminished, leading to variations in the effectiveness of the biocide.

## How Rapid 6 overcomes this...

Rapid 6 has been tested in both clean and dirty conditions, using short contact times to demonstrate its performance in practical settings and to show Rapid 6 functions in the presence of organic matter.

In addition, Rapid 6 has been tested in independent real-life simulations which test both the wipe and also the surfaces being cleaned. Using surfaces contaminated with *C.difficile* spores, Rapid 6 shows equal kill rates on both the cleaned surfaces and the wipe - demonstrating that the spores are being killed and not just simply being transferred to adjoining surfaces.



## Testing not conducted on the wipe fabric

Some existing liquid disinfectants only conduct testing on the liquid itself instead of performing tests on both the liquid and the wipe used to disinfect the surface.

The implications of this is that different wipe materials can affect the concentration of biocide available to be used on the surface and can even influence the composition of the biocide itself, which can affect its effectiveness.

## How Rapid 6 overcomes this...

Rapid 6 Foam has been independently tested on both the liquid and also the liquid in use with a combination of wipe materials, including:

- Rapid 6 Wipes
- Dry microfibre cloths
- Endurocide® Detergent Wipes

In addition, on each of these formats, testing has been done on both the wipe and surface to ensure that there are equal kill rates and that Rapid 6 Foam performs with all types of Wipe material\*

# Independent practical testing

At present there is no accepted European Standard available for testing hard surface wipes for hospital use. Therefore, Endurocide® commissioned its own independent trial in order to test Rapid 6 under real-life hospital conditions.




## Methodology

Some products test only the liquid used in the wipe (using a suspension test) instead of testing the wipe itself under real-life hospital conditions, using short contact times and contaminated surfaces.

It was because of this that Endurocide® invited an independent UK microbiology testing house to design a practical, sporicidal disinfection protocol to test Rapid 6.

### Step 1

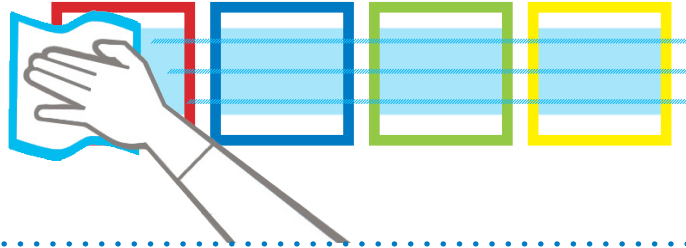
At the test laboratory, four ceramic tiles were treated with *C.difficile* spores, under soiled conditions and left to dry.



### Step 2

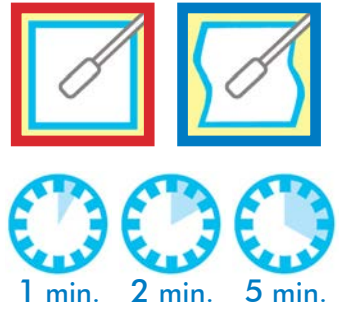
Each tiles was cleaned using one of the following methods:

- Rapid 6 Foam\* & Rapid 6 Wipes
  - Rapid 6 Wipes only
  - Rapid 6 Foam\* & dry Microfibre cloths
  - Rapid 6 Foam\* & Endurocide® Detergent Wipes
- \* 2 pumps of Rapid 6 Foam was used.



### Step 3

Swabs were taken from both the cleaned tiles and the wipe/cloth after 1 minute, 2 minutes and 5 minutes.



## Results

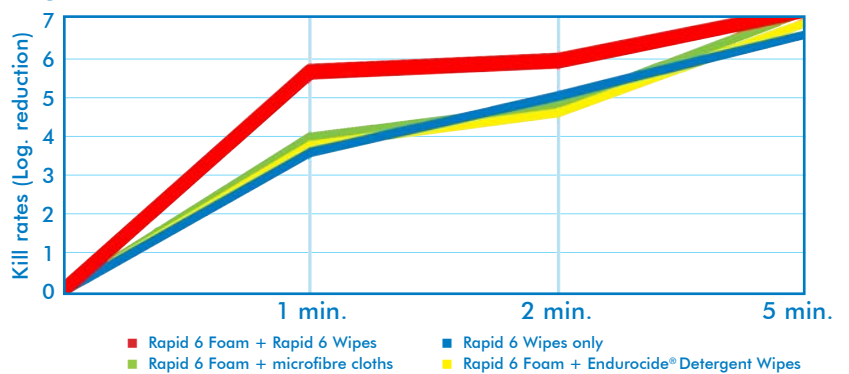
Results show that the Rapid 6 Foam & Wipe System provides **High Level Disinfection against spores in 60 seconds and should be the product of choice in critical areas requiring a rapid response to the risk of *C.difficile* outbreaks.**

The test also demonstrates the effectiveness of using Rapid 6 Foam & Rapid 6 Wipes together, as it shows that using the combination of Foam & Wipe is **100 times more effective than using Rapid 6 Wipes only.**

For Intermediate Level cleaning and disinfection, the study demonstrates that both Rapid 6 Wipes only; or Rapid 6 Foam used on its own with Microfibre cloths/Detergent Wipes, perform almost identically. This means that Rapid 6 provides hospitals and users with the flexibility to choose the method (foam & wipe, wipe only, or foam & cloth) that works best within their general cleaning protocols and needs.

For example, by only adding two pumps of Rapid 6 Foam to the surface, users can now transform simple Detergent Wipes, used for damp dusting, into wipes effective against spores, bacteria and fungi!

Log. reductions on the tiles



		Log. reduction after:		
Method used:		1 minute	2 minutes	5 minutes
■ Rapid 6 Foam + Rapid 6 Wipes	Surface	> 5.46	5.74	> 6.97
	Wipe	> 5.46	5.06	> 6.97
■ Rapid 6 Wipes only	Surface	> 3.47	4.87	> 6.41
	Wipe	> 3.24	4.46	> 6.41
■ Rapid 6 Foam + microfibre cloths	Surface	3.86	4.65	> 6.97
	Wipe	> 4.01	4.97	> 6.27
■ Rapid 6 Foam + Endurocide® Detergent Wipes	Surface	3.64	4.45	> 6.68
	Wipe	3.10	3.92	4.68

EN 13704		Spores	
A suspension test designed to evaluate sporicidal activity. Pass: $\geq 3$ log reduction in 60 minutes at 20°C under dirty conditions.			
Pathogen	Pass	Log. reduction	Test time
<i>Clostridium difficile</i>	✓	3.21	1 min.
	✓	4.06	2 min.
	✓	> 6.71*	5 min.

EN 13704 (liquid expelled from wipe)		Spores	
A suspension test designed to evaluate sporicidal activity. Pass: $\geq 3$ log reduction in 60 minutes at 20°C under dirty conditions.			
Pathogen	Pass	Log. reduction	Test time
<i>Clostridium difficile</i>	✓	3.86	1 min.
	✓	4.46	2 min.

EN 14347		Spores	
A quantitative suspension test designed to evaluate basic sporicidal activity. Pass: $\geq 3$ log reduction in 30 minutes at 20°C.			
Pathogen	Pass	Log. reduction	Test time
<i>Bacillus cereus</i>	✓	4.49	1 min.
<i>Bacillus subtilis</i>	✓	> 6.61*	1 min.

EN 1275		Fungi	
A quantitative suspension test designed to evaluate basic fungicidal activity. Pass: $\geq 4$ log reduction in 15 minutes at 20°C with no interfering substance used.			
Pathogen	Pass	Log. reduction	Test time
<i>Aspergillus niger</i>	✓	4.83	5 min.
<i>Candida albicans</i>	✓	> 5.51*	1 min.

EN 1650		Fungi	
A suspension test designed to evaluate fungicidal activity. Pass: $\geq 4$ log reduction in 15 minutes at 20°C under clean conditions.			
Pathogen	Pass	Log. reduction	Test time
<i>Aspergillus niger</i>	✓	4.59	1 min.
<i>Candida albicans</i>	✓	5.11	5 min.

EN 13697		Fungi	
A quantitative suspension test designed to evaluate fungicidal activity of disinfectants. Pass: $\geq 3$ log reduction in 15 minutes at 20°C under dirty conditions.			
Pathogen	Pass	Log. reduction	Test time
<i>Aspergillus niger</i>	✓	> 4.88	15 min.
<i>Candida albicans</i>	✓	> 5.61	1 min.

EN 13624		Fungi	
A suspension test to evaluate fungicidal activity for instruments used in the medical area. Pass: $\geq 4$ log reduction in 60 minutes at 20°C under dirty conditions.			
Pathogen	Pass	Log. reduction	Test time
<i>Aspergillus niger</i>	✓	5.99	5 min.
<i>Candida albicans</i>	✓	> 5.46*	1 min.

EN 14562		Fungi	
A quantitative carrier test designed to evaluate fungicidal activity in the medical area. Pass: $\geq 4$ log reduction in 60 minutes at 20°C under clean conditions.			
Pathogen	Pass	Log. reduction	Test time
<i>Aspergillus niger</i>	✓	4.87	15 min.
<i>Candida albicans</i>	✓	4.25	15 min.

EN 14348		Mycobacteria	
A suspension test to evaluate mycobactericidal activity in the medical area. Pass: $\geq 4$ log reduction in 5 minutes at 20°C under clean conditions.			
Pathogen	Pass	Log. reduction	Test time
<i>Mycobacterium avium</i>	✓	4.96	5 min.
<i>Mycobacterium terrae</i>	✓	5.01	5 min.

EN 14563		Mycobacteria	
A quantitative carrier test designed to evaluate mycobactericidal activity in the medical area. Pass: $\geq 4$ log reduction in 60 minutes under clean conditions.			
Pathogen	Pass	Log. reduction	Test time
<i>Mycobacterium avium</i>	✓	4.49	5 min.
<i>Mycobacterium terrae</i>	✓	4.11	5 min.

EN 1040		Bacteria	
A suspension test designed to evaluate basic bactericidal activity. Pass: $\geq 5$ log reduction in 5 minutes with no interfering substance.			
Pathogen	Pass	Log. reduction	Test time
<i>Staphylococcus aureus</i>	✓	> 6.37*	1 min.
<i>Pseudomonas aeruginosa</i>	✓	> 6.40*	1 min.

EN 1276		Bacteria	
A suspension test designed to evaluate bactericidal activity. Pass: $\geq 5$ log reduction in 5 minutes under dirty conditions.			
Pathogen	Pass	Log. reduction	Test time
Methicillin-resistant <i>Staphylococcus aureus</i> (MRSA)	✓	> 6.32*	1 min.
ESBL (Extended-spectrum Beta-lactamase) <i>Escherichia coli</i>	✓	> 6.41*	1 min.
Vancomycin-resistant <i>Enterococcus faecalis</i> (VRE)	✓	> 6.48*	1 min.
<i>Escherichia coli</i>	✓	> 6.45*	1 min.
<i>Salmonella enteritidis</i>	✓	> 6.46*	1 min.
<i>Salmonella typhimurium</i>	✓	> 6.32*	1 min.
<i>Pseudomonas aeruginosa</i>	✓	> 6.32*	1 min.
<i>Klebsiella pneumoniae</i>	✓	> 6.43*	1 min.

EN 14561		Bacteria	
A quantitative carrier test designed to evaluate bactericidal activity of disinfectants in the medical area in the conditions they are used. Pass: $\geq 5$ log reduction in 60 minutes under dirty conditions.			
Pathogen	Pass	Log. reduction	Test time
<i>Staphylococcus aureus</i>	✓	> 6.43*	1 min.
<i>Pseudomonas aeruginosa</i>	✓	> 6.30*	1 min.
<i>Enterococcus hirae</i>	✓	> 6.18*	1 min.

EN 13697		Bacteria	
A quantitative surface test designed to evaluate bactericidal activity of disinfectants on non-porous surfaces in the medical area. Pass: $\geq 4$ log reduction in 5 minutes under dirty conditions.			
Pathogen	Pass	Log. reduction	Test time
<i>Staphylococcus aureus</i>	✓	> 6.46*	5 min.
<i>Escherichia coli</i>	✓	> 6.23*	5 min.
<i>Pseudomonas aeruginosa</i>	✓	4.38	5 min.
<i>Enterococcus hirae</i>	✓	6.00	5 min.

EN 13727		Bacteria	
A quantitative surface test designed to evaluate bactericidal activity of disinfectants on instruments in the medical area. Pass: $\geq 5$ log reduction in 60 minutes under dirty conditions.			
Pathogen	Pass	Log. reduction	Test time
<i>Staphylococcus aureus</i>	✓	> 6.45*	1 min.
<i>Pseudomonas aeruginosa</i>	✓	> 6.34*	1 min.
<i>Enterococcus hirae</i>	✓	> 6.26*	1 min.

EN 14476		Viruses	
A quantitative suspension test designed to evaluate virucidal activity of disinfectants. Pass: $\geq 4$ log reduction in 60 minutes at 20°C under clean conditions.			
Pathogen	Pass	Log. reduction	Test time
H1N1 Influenza A Virus (Swine Flu)	✓	$\geq 4.13$	1 min.

Other results	
<b>Spores: residuality tested</b>	Tested against <i>C.difficile</i> spores - provides sporicidal activity 4 hours after application (log 3.8)
<b>Bacteria: residuality tested</b>	Tested against <i>E.coli</i> - provides antimicrobial activity 4 hours after application (log 5.55)



\*Minimum log reduction - limited by culture

## Wipes

Description	Wipe size	Material	Case Size	Order Code
 Bucket of 225 wipes	250 x 240mm	31gsm polviscose	Individual	R6-W-225
 Tub of 150 wipes	200 x 200mm	28gsm blue polviscose	Case of 12	R6-W-150
 Flowwrap of 25 wipes*	260 x 235mm	48gsm spunlace polviscose	Case of 6	R6-W-25

\* Flowwraps are not available as an Ex-Stock item. Available on request only & may be subject to MOQs.

## Foam

Description	Case Size	Order Code
 500ml foaming trigger spray	Case of 12	R6-F-500
 1 Litre foaming trigger spray	Case of 12	R6-F-1000
 5 Litre trigger spray refill	Case of 2	R6-F-2X5
 5 Litre trigger spray refill	Case of 4	R6-F-4X5

NOTE: RAPID 6 FOAM AND RAPID 6 WIPES ARE DESIGNED FOR PROFESSIONAL USE ONLY. USE DISINFECTANTS SAFELY. ALWAYS READ THE LABEL AND PRODUCT INFORMATION BEFORE USE. ALWAYS FOLLOW CLEANING PROCEDURES AND GUIDELINES.

Endurocide® is the healthcare division of Bio Technics Ltd, based in the UK. Endurocide® is a Registered Trademark of Bio Technics Ltd.